

MR. SLIM WALL TYPE CABINET




MR. SLIM CABINET GENERAL FEATURES

Mr. Slim Cabinets are network distribution cabinets, suitable for 19" devices which are installable on the **wall**, on the **floor** or at the ceiling in places where easy access and decorative appearance is of importance.

ROBUST STRUCTURE

Thanks to its high resistance frame structure, it presents high capacity of protection and carriage as required by the devices therein.



WIDE CABLING AREA

It presents an internal volume sufficient for all cabling requirements of (3U + 5U) 8U network equipments that might be housed at maximum.

In case of intense cabling, it enables easy and ordered organization of the cables thanks to the frequent slots and nails.

In total 3, breakable rectangular cable holes - 2 for 70mm x 100mm and 1 for 50mm x 100mm - are provided for multi cable inlets.

ERGONOMICS

It allows the door to be fixed during the application thereby providing a peaceful work space thanks to its high resistance hinge system and mechanical stopper of the front cover.

Movable 3U rails are attached by wing nuts providing an easy adjustment in the place without requiring use of a tool.



FIELD OF USE

Offices (home, work)
Departments (banks, government departments)
Receptions (Hotels, Hospitals)
Stores, markets
Houses (villas, flats)
Presentation, meeting rooms
Restaurants, theaters

REASON FOR PREFERANCE

It adds prestige to the places where installed with easy access, reduced bulk and professional appearance compared to the conventional cabinet structures.

REDUCED OCCUPIED VOLUME

Saves space where installed with 146mm height.



EASY ACCESS

By means of its widely opening upper cover it enables access to the devices therein from the front, rear and sides.

ONE-PIECE MOUNTED STRUCTURE

As delivered mounted, one-piece, it may be readily put into use without need of an installation.

STANDARDS AND COMPLIANCES	
ISO9001:2008	Quality Management System
IEC 297-1	19" mounting standard
IEC 297-2	Overall cabinet dimensions
TS EN 61587-1	Standard
Environment Friendly	
%100 recyclable	
CE	RoHS
TSE	

MR. SLIM CABINET GENERAL FEATURES

PLEXIGLASS FRONT MONITORING PANEL

By means of the Plexiglas front monitoring panel, it allows monitoring the devices therein even if the cover is closed.



SAFETY

With cylindrical barrel locking cover system, it provides a lockable, safe use. It shows high resistance against possible external impacts thanks to its robust cover structure.

DIVERSE RAIL CONFIGURATIONS

Thanks to the movable 3U and 5U fixed rails presenting different configurations, it offers an efficient use of its internal volume for diverse devices to be used therein.



APPENDABILITY TO WALLS, FLOORS AND CEILINGS

It may easily be mounted onto the walls, floors and ceiling with its availability for easy installation.

MR. SLIM 19" WALL TYPE CABINET 3U + 5U : 8U

HEIGHT H: 146mm

WIDTH W: 537mm

DEPTH D: 475mm



EXPLODED VIEW

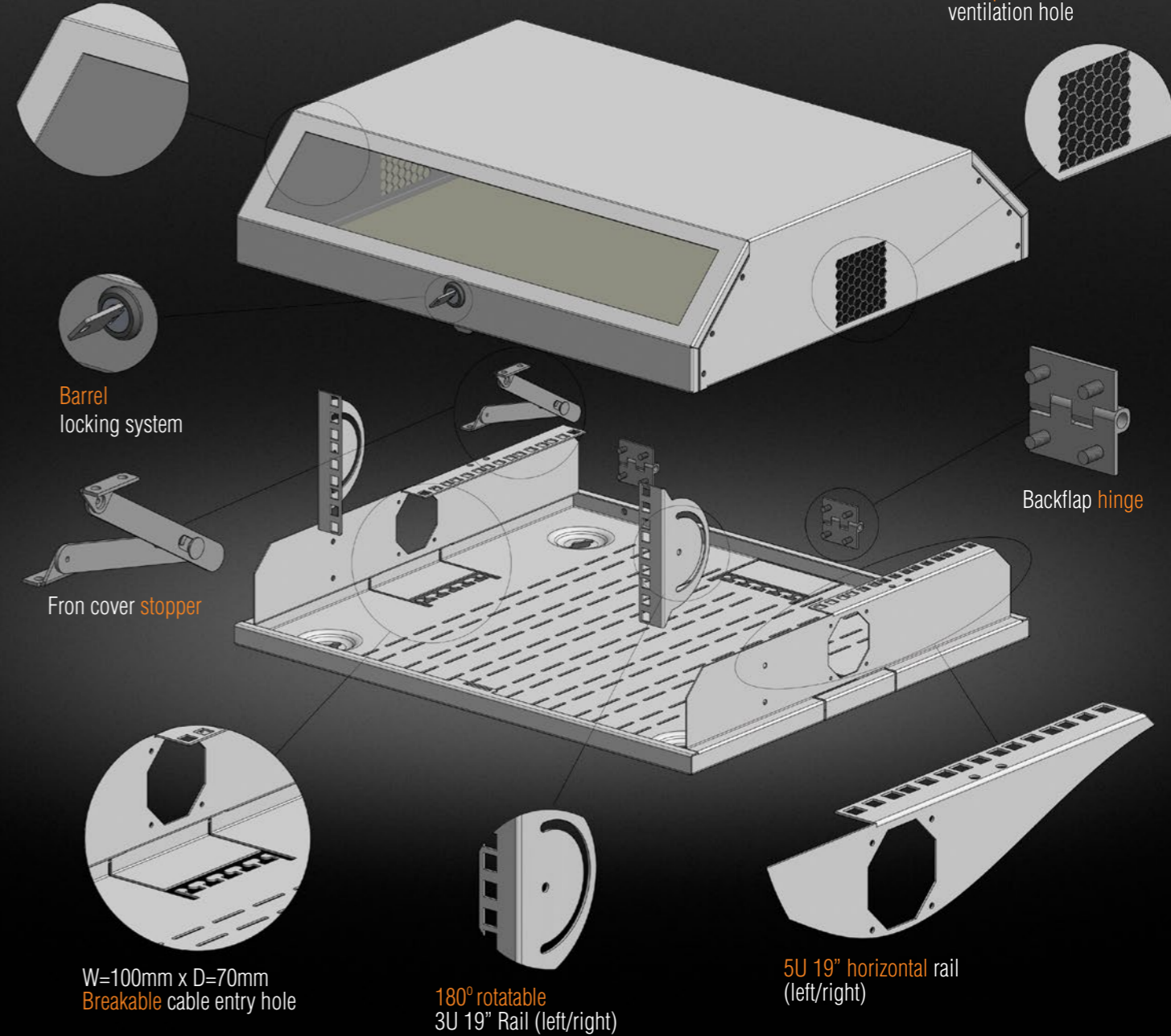
HEIGHT H: 146mm

WIDTH W: 537mm

DEPTH D: 475mm

Plexiglass front view panel

%80 perforated ventilation hole



COLOR OPTIONS



LOADING CAPACITY : 30kg

MR. SLIM 19" WALL TYPE CABINET W=537mm D=475mm

Product Code	Product Description	U Usage	Product Dimensions WxDxH (mm)	Width Between Rails	Package Dimensions WxDxH (mm)	Number in the Package (pcs)	Product Net Weight (kg)	Product Gross Weight (kg)	Number on the Pallet (pcs)	Pallet Dimensions WxDxH (mm)	Pallet Weight (kg)
MR.SLM.XX	3U+5U=8U W=537mm D=475mm SLIM Cabinet	3U + 5U	537x475x146	19"	560x495x165	1	8,1	8,8	40	1200x1000x1920	390

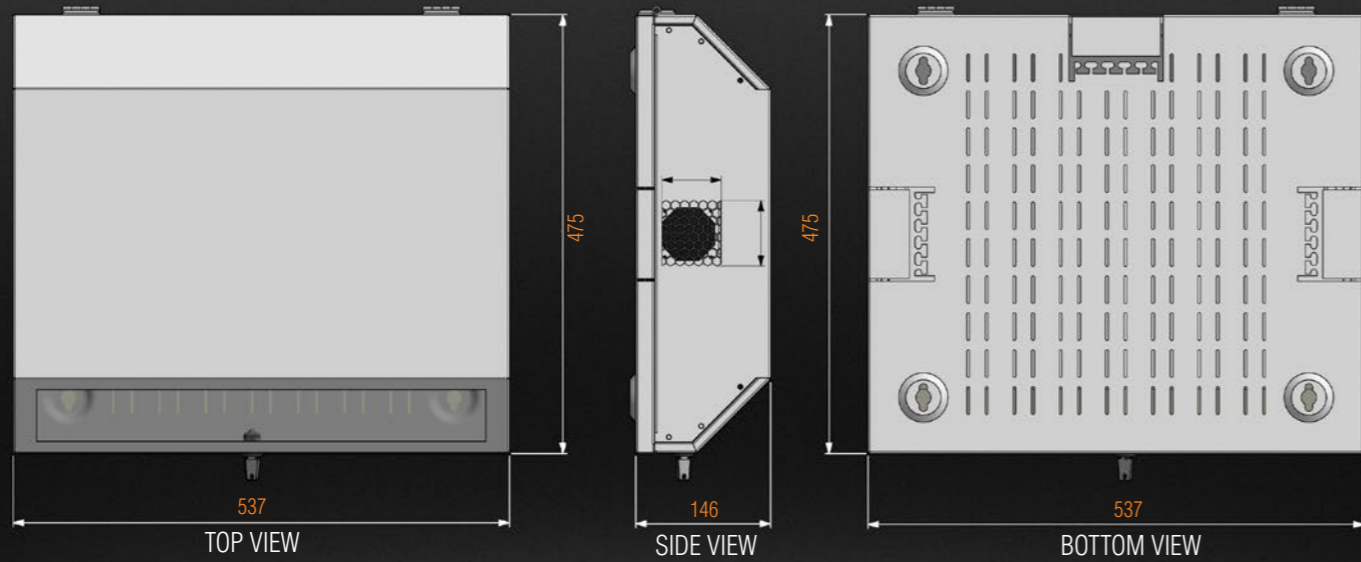
XX= Color Code, 02 means Light Grey RAL 7035 and 01 means Black RAL 9005, the code is added by the customer at the order.

MR. SLIM 19" WALL TYPE CABINET 3U + 5U : 8U

YÜKSEKLİK H: 146mm

WIDTH W: 537mm

DEPTH D: 475mm

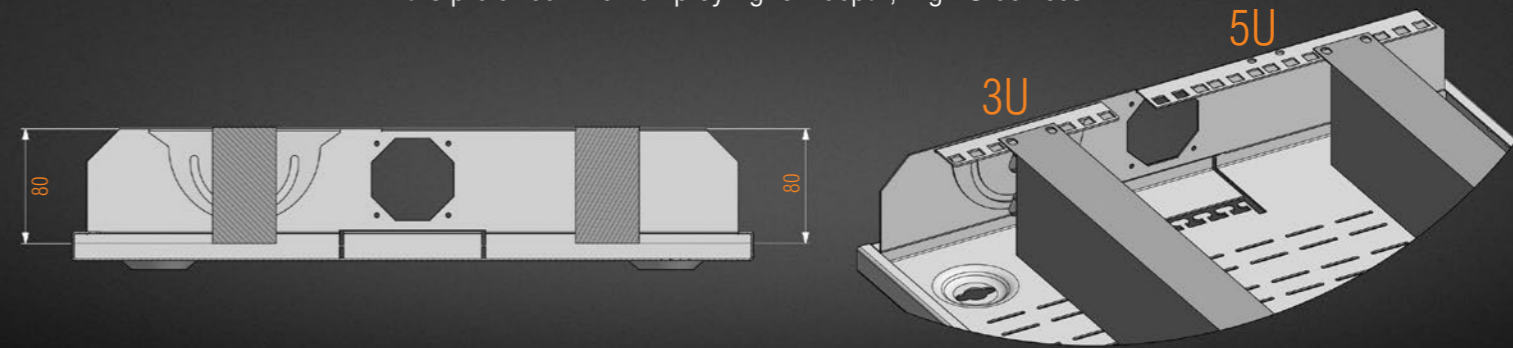


RAIL CONFIGURATIONS

MR. Slim Cabinet offers professional solutions for an efficient use of its internal volume for diverse devices by adapting itself to diverse types and sizes of the device to be used therein, thanks to the movable 3U and 5U horizontal rail configurations.

3U STRAIGHT VERTICAL & 5U HORIZONTAL USE

3U movable rail may be placed 180° horizontally enabling a device of 8U length in total and 80mm depth to be attached thereon. It is preferred when employing low depth, high U devices.

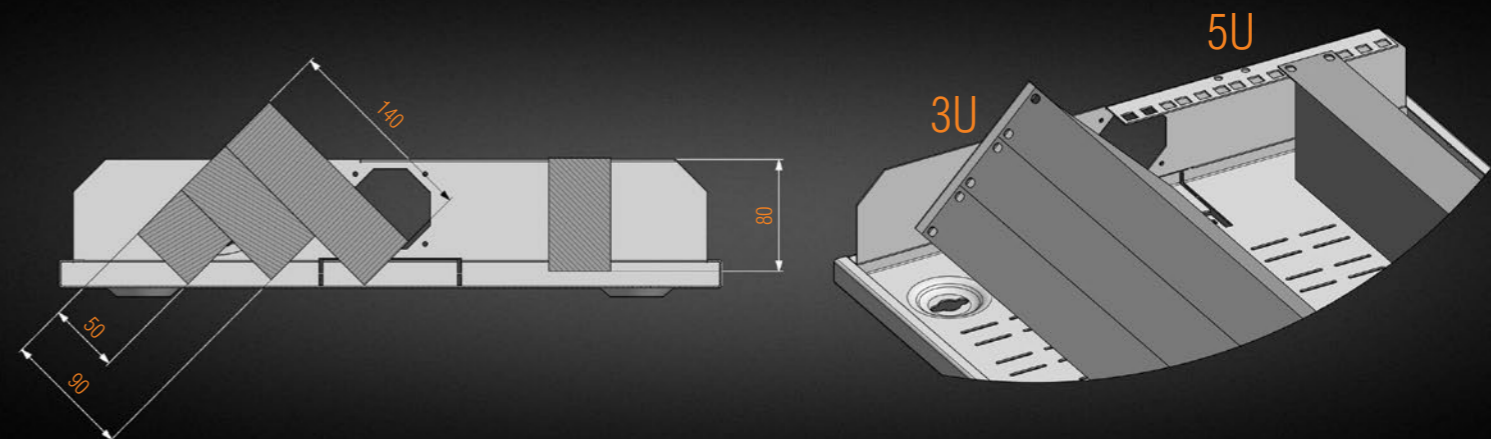


3U STRAIGHT & 5U HORIZONTAL USE

3U movable rail may be given 135° angled position enabling devices of 3U length in total and 50mm to 140 mm depth to be attached thereon.

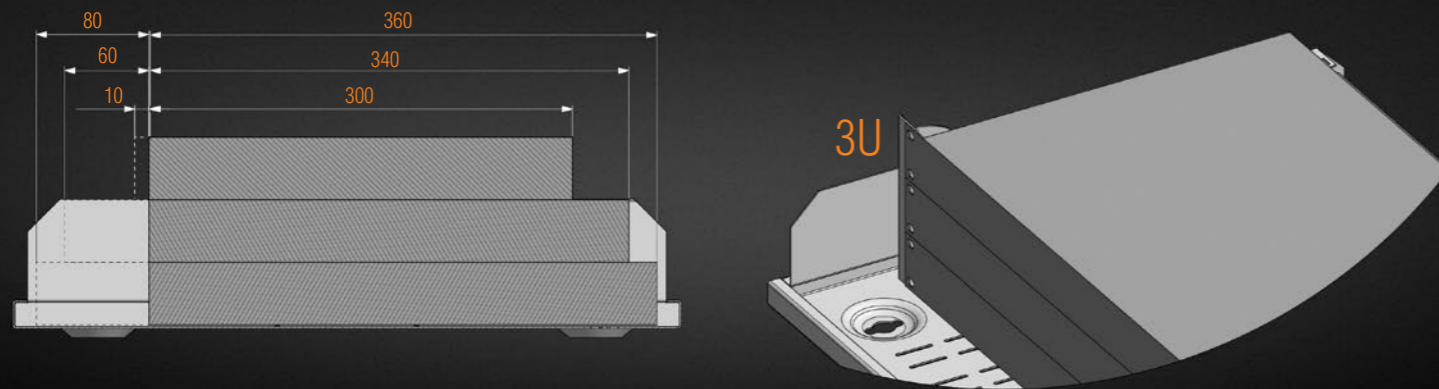
Plexiglas front panels are preferred in order to monitor attached devices without opening the cover of the cabinet.

To the fixed 5U devices rails, a device of 4U length in total and 80 mm depth may be attached.



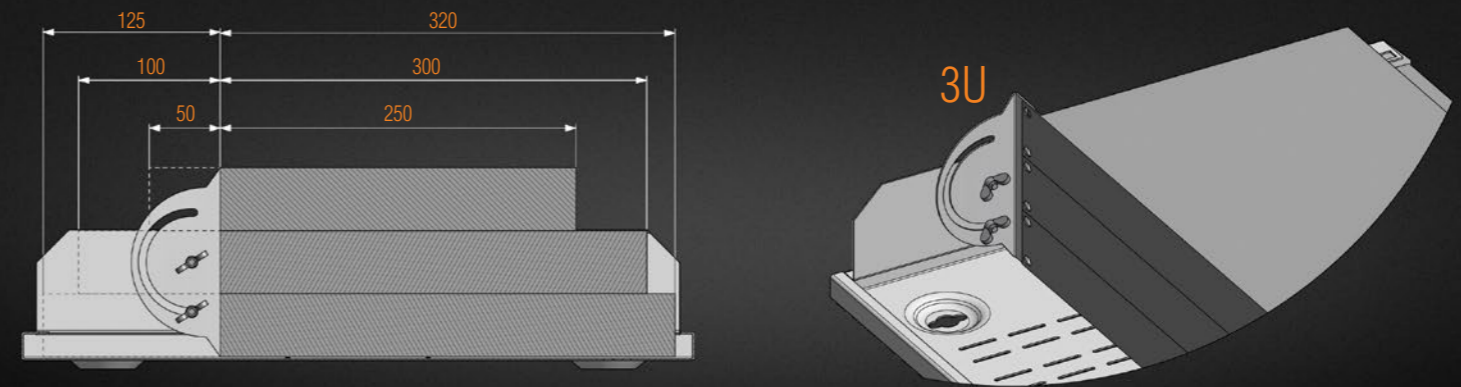
3U STRAIGHT VERTICAL & 5U HORIZONTAL USE (1)

3U movable rail may be given 90° straight angled position enabling devices of 3U length in total and 300mm to 360mm depth to be attached thereon. Rear rails are not used in this configuration.



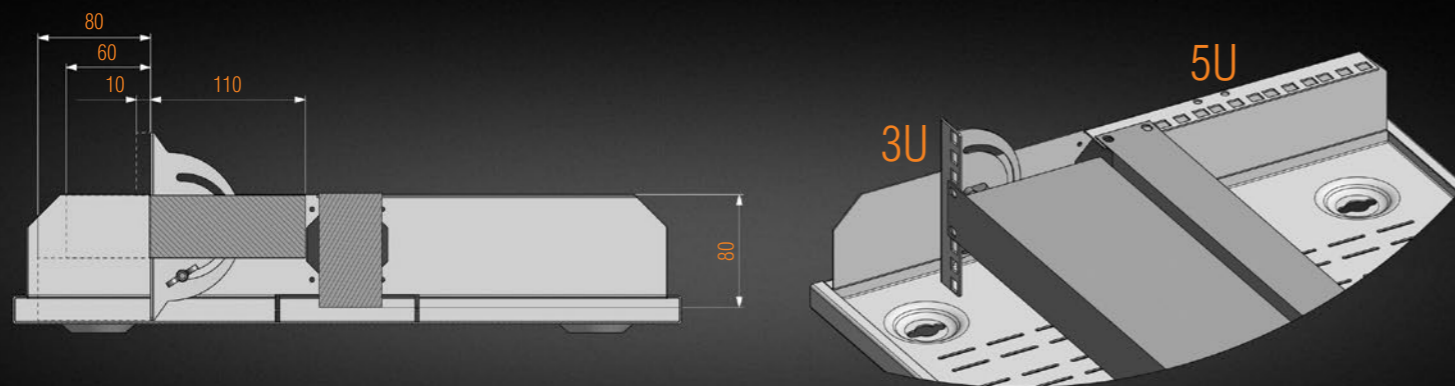
3U INVERTED VERTICAL & 5U HORIZONTAL USE (1)

3U movable rail may be given 270° straight angled position enabling devices of 3U length in total and 250mm to 320mm depth to be attached thereon. This is preferred when forward distances of the devices are high (between 50 mm and 125 mm); rear rails are not used in this configuration.



3U STRAIGHT & 5U HORIZONTAL USE (2)

3U movable rail may be given 90° straight angled position enabling devices of 110 mm depth to be attached thereon. To the fixed 5U devices rails, a device of 5U length in total and 80 mm depth may be attached.



3U INVERTED VERTICAL & 5U HORIZONTAL USE (2)

If a device of 70mm depth is attached to the 3U rails, rear fixed 5U rails may house a device of 5U length in total and 80mm depth.

